

RECYCLED PARTS REQUEST FORM

For your convenience, these forms were developed to improve communication between collision repair facilities and recyclers. Use the following forms to identify the recycled parts and sections needed.

DIRECTIONS:

1. Use this document as a master and copy pages as needed.
2. Fill out the upper portion of the form with all available information.
3. Use the diagrams to circle the exact section required. Use lines to mark the location of cuts on the side, top, and underbody views.
4. Use the space provided to include any addition information or sectioning specifications.

EXAMPLE:

Recycled Parts Request: 4-DOOR UNIBODY FORM

Date: 5/14/07

To: Smith Recyclers From: ABC Auto Body

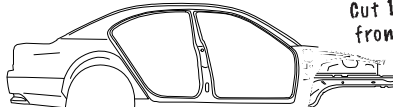
Contact Person: Joe Smith Contact Person: John Doe

Phone #: (123) 456-7890 Fax #: (345) 678-9012

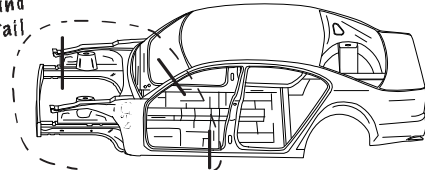
Year: 2001 Make: Toyota

Model: Corolla VIN #: 1A2B340567890123

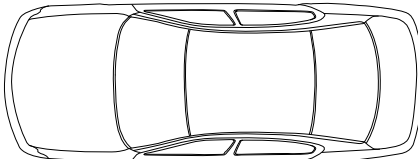
P.O. #: GH-123 Build Date: 5/30/07



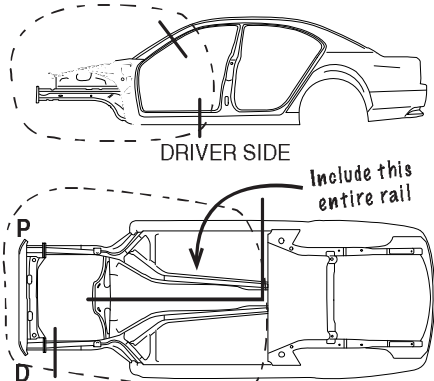
PASSENGER SIDE



DRIVER SIDE

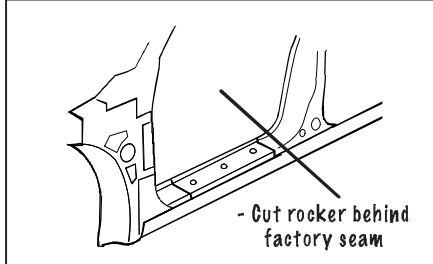


TOP VIEW



UNDERBODY VIEW

Please use the area below for a detail of cut instructions:



- Cut rocker behind factory seam

Notes:

- Cut pillar 2" above center

© 2007 Inter-Industry Conference On Auto Collision Repair

Recycled Parts Request: 2-DOOR UNIBODY FORM

Date: _____

To: _____

From: _____

Contact Person: _____

Contact Person: _____

Phone #: _____

Fax #: _____

Year: _____

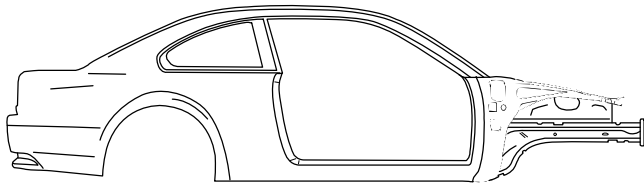
Make: _____

Model: _____

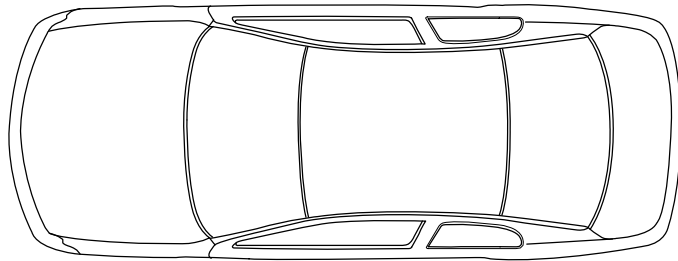
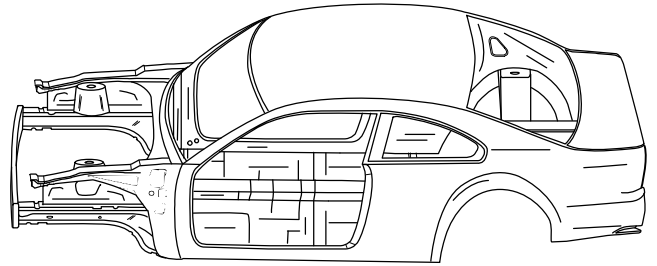
VIN #: _____

P.O. #: _____

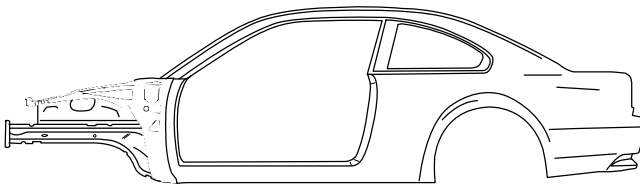
Build Date: _____



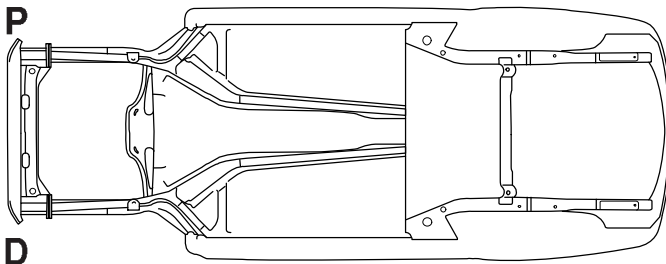
PASSENGER SIDE



TOP VIEW



DRIVER SIDE



UNDERBODY VIEW

Please use the area below for a detail of cut instructions:

Notes:

Recycled Parts Request: 4-DOOR UNIBODY FORM

Date: _____

To: _____

From: _____

Contact Person: _____

Contact Person: _____

Phone #: _____

Fax #: _____

Year: _____

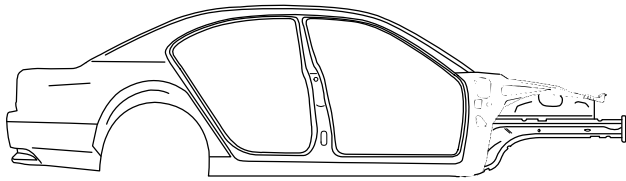
Make: _____

Model: _____

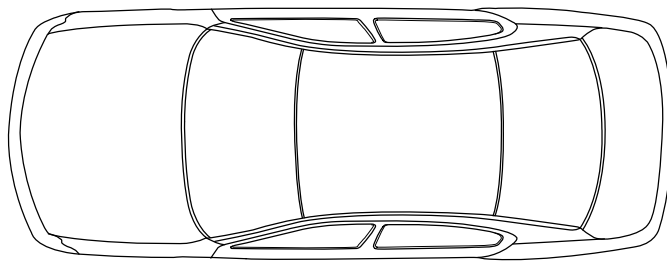
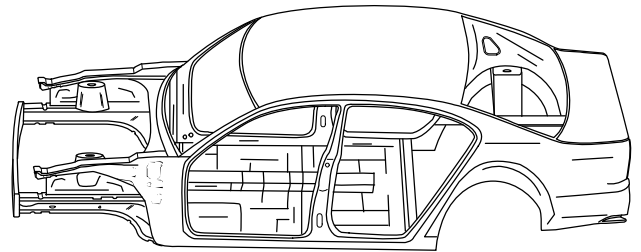
VIN #: _____

P.O. #: _____

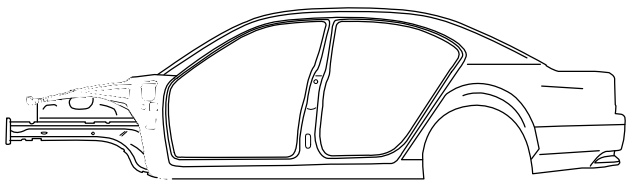
Build Date: _____



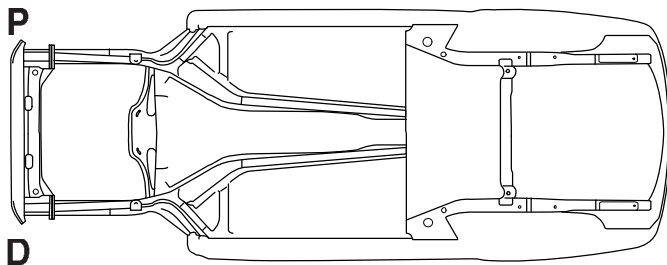
PASSENGER SIDE



TOP VIEW



DRIVER SIDE



UNDERBODY VIEW

Please use the area below for a detail of cut instructions:

Notes:

Recycled Parts Request: 4-DOOR FULL FRAME FORM

Date: _____

To: _____

From: _____

Contact Person: _____

Contact Person: _____

Phone #: _____

Fax #: _____

Year: _____

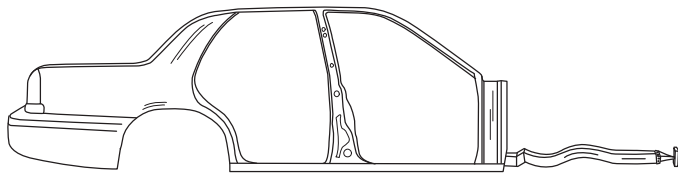
Make: _____

Model: _____

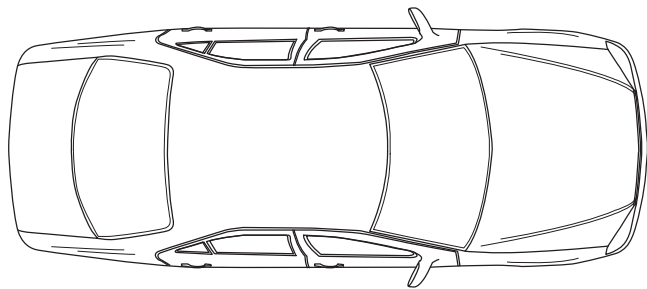
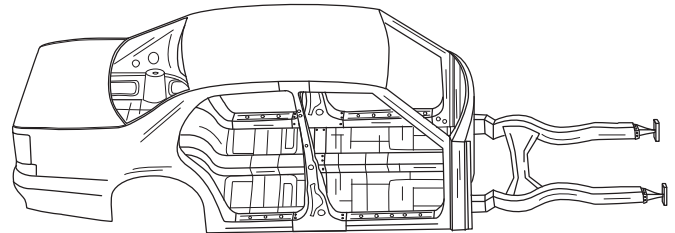
VIN #: _____

P.O. #: _____

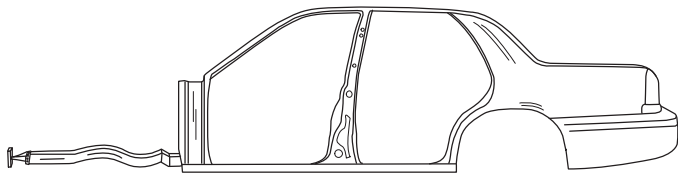
Build Date: _____



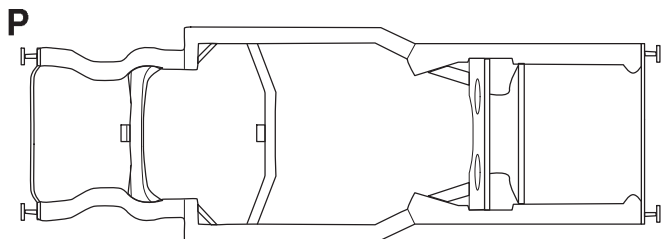
PASSENGER SIDE



TOP VIEW



DRIVER SIDE



UNDERBODY VIEW

Please use the area below for a detail of cut instructions:

Notes:

Recycled Parts Request: **SPORT UTILITY VEHICLE FORM**

Date: _____

To: _____

Contact Person: _____

Phone #: _____

Year: _____

Model: _____

P.O. #: _____

From: _____

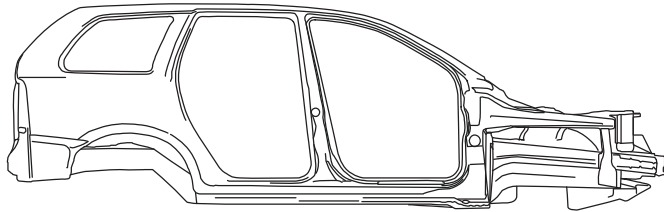
Contact Person: _____

Fax #: _____

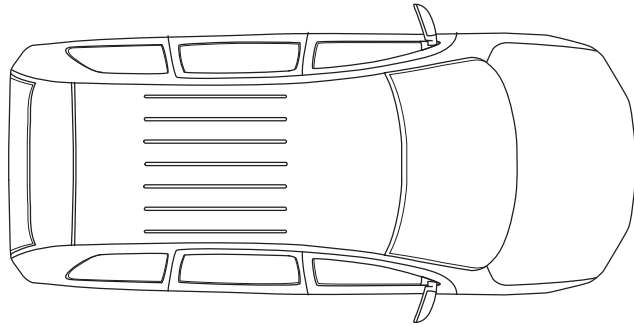
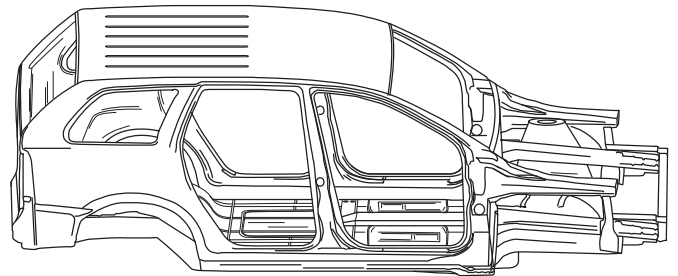
Make: _____

VIN #: _____

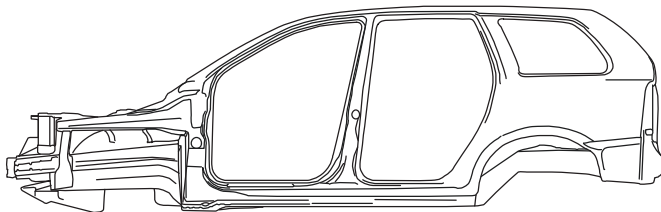
Build Date: _____



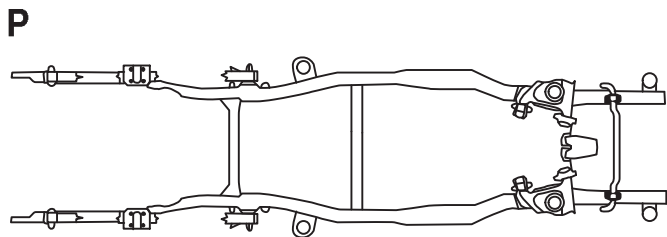
PASSENGER SIDE



TOP VIEW



DRIVER SIDE



D

UNDERBODY VIEW

Please use the area below for a detail of cut instructions:

Notes:

Recycled Parts Request: MINIVAN FORM

Date: _____

To: _____

Contact Person: _____

Phone #: _____

Year: _____

Model: _____

P.O. #: _____

From: _____

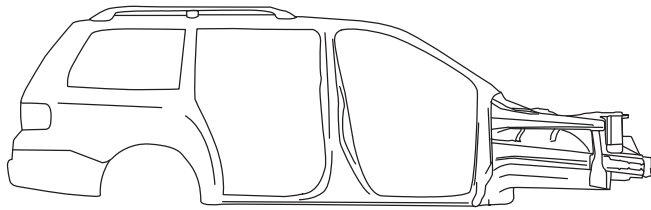
Contact Person: _____

Fax #: _____

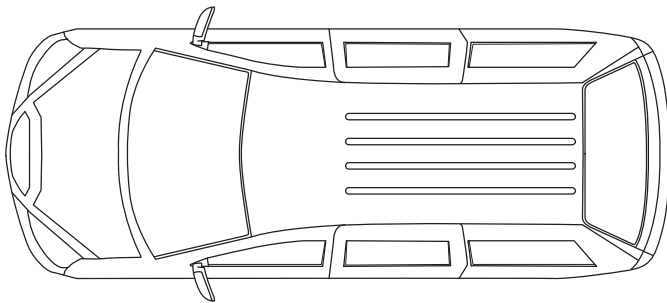
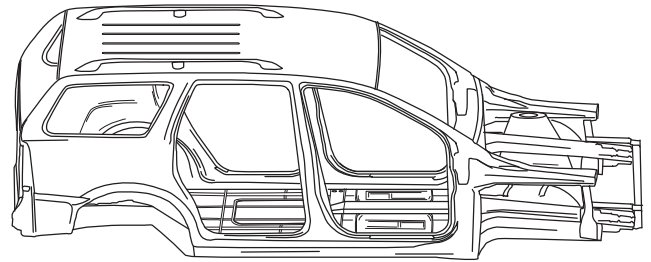
Make: _____

VIN #: _____

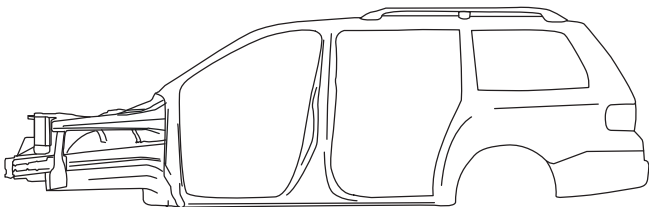
Build Date: _____



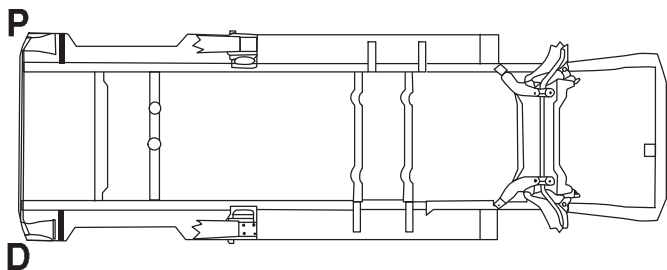
PASSENGER SIDE



TOP VIEW



DRIVER SIDE



UNDERBODY VIEW

Please use the area below for a detail of cut instructions:

Notes:

Recycled Parts Request: QUAD CAB TRUCK FORM

Date: _____

To: _____

Contact Person: _____

Phone #: _____

Year: _____

Model: _____

P.O. #: _____

From: _____

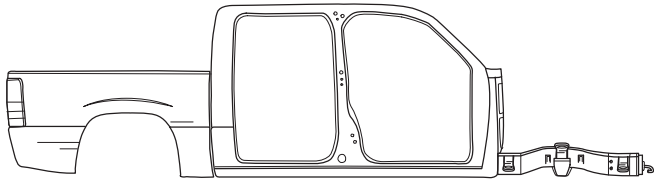
Contact Person: _____

Fax #: _____

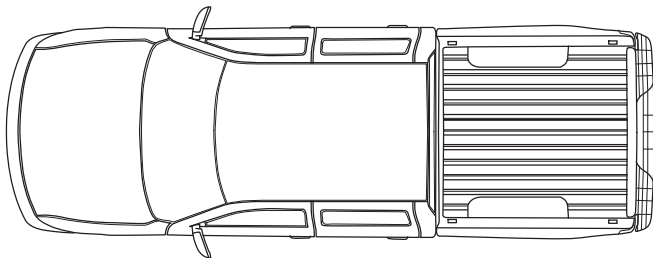
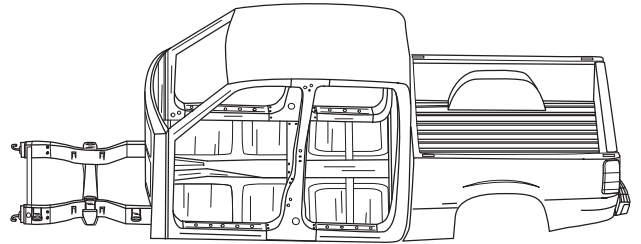
Make: _____

VIN #: _____

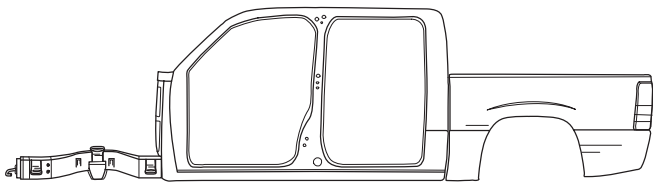
Build Date: _____



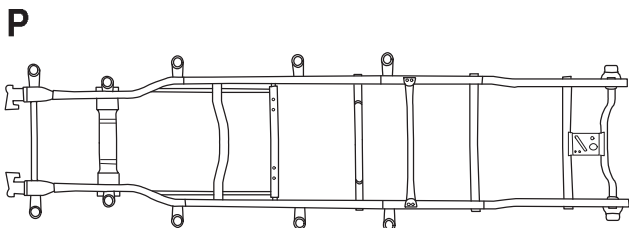
PASSENGER SIDE



TOP VIEW



DRIVER SIDE



D

UNDERBODY VIEW

Please use the area below for a detail of cut instructions:

Notes:

Recycled Parts Request: **EXTENDED CAB TRUCK FORM**

Date: _____

To: _____

Contact Person: _____

Phone #: _____

Year: _____

Model: _____

P.O. #: _____

From: _____

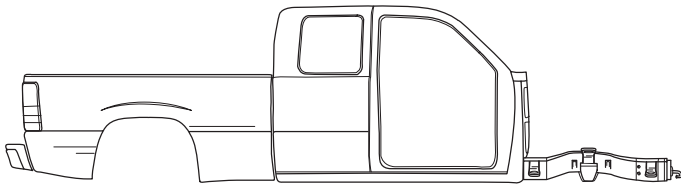
Contact Person: _____

Fax #: _____

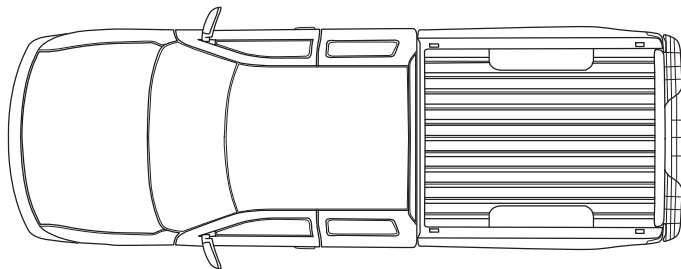
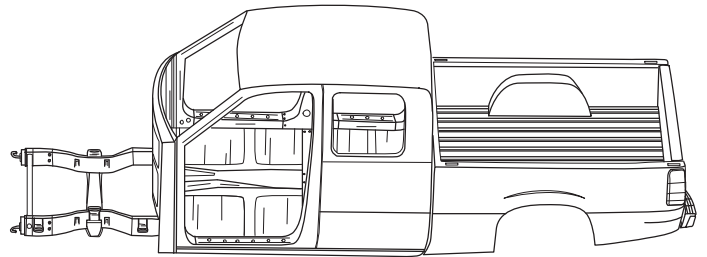
Make: _____

VIN #: _____

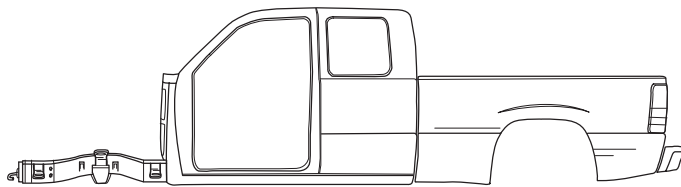
Build Date: _____



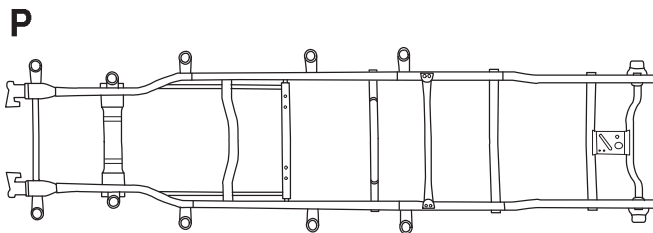
PASSENGER SIDE



TOP VIEW



DRIVER SIDE



D

UNDERBODY VIEW

Please use the area below for a detail of cut instructions:

Notes:

Recycled Parts Request: VAN FORM

Date: _____

To: _____

From: _____

Contact Person: _____

Contact Person: _____

Phone #: _____

Fax #: _____

Year: _____


Make: _____

Model: _____

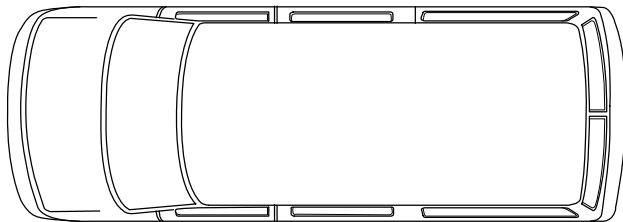

VIN #: _____

P.O. #: _____


Build Date: _____



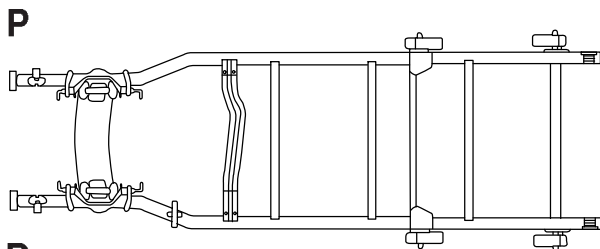
PASSENGER SIDE



TOP VIEW



DRIVER SIDE



D

UNDERBODY VIEW

Please use the area below for a detail of cut instructions:

Notes:
